



Finishing Touches

By Talasey



Defined by the detail

At Talasey, we understand that the true character of an outdoor space is found in the finishing touches. That's why we've developed a carefully selected range of complementary products designed to enhance every project - private gardens to public realms. Our collection includes high-quality, British-made metal architectural planters, screens, edging and sculptural pieces, plus pergolas, decorative drainage, fire pits and lighting designed to elevate outdoor spaces with customisable, fast-to-install solutions.

Bespoke Options – Made to Fit Your Vision

In addition to our collection, that goes far beyond these pages, we can custom make our finishing touches to your design, vision and specification. Our on site, highly skilled craftsmanship ensures each piece is created with precision, care, and character.

From concept to completion, we transform imagination into one-of-a-kind solutions that elevate your outdoor spaces beyond the ordinary.

For over two decades, Talasey Ltd has been at the forefront of the UK's landscaping industry, offering ethically sourced, premium-grade solutions. The finishing touches range presents the opportunity to add exquisite detail to any landscaped area.

Imagine the impossible.

Contents

Sculptures	6
Planters	24
Screens & Wall Art	34
Fire Pits	50
Edging	56
Decorative Drainage	68
Pergolas	78
Lighting	90
Bespoke Service	96





Sculptures

Outdoor Art • Endlessly Personal





Tailored to you, crafted by us - start your bespoke sculpture project now.

For the perfect finishing touch, we offer bespoke made sculptures crafted to match your unique design and vision. Explore our curated collection of existing, though not exhaustive designs, and let your imagination take the lead.

Key Features:

Powder-coated, stainless, or corten* steel finishes

Durable, low-maintenance, and timeless

Custom creations available on request

Proudly made in Britain

For details on our full bespoke service including the craftsmanship, materials, finishes and how to order, refer to page 104.


* See page 101 for details on corten and how it weathers.






















Home Sweet Home





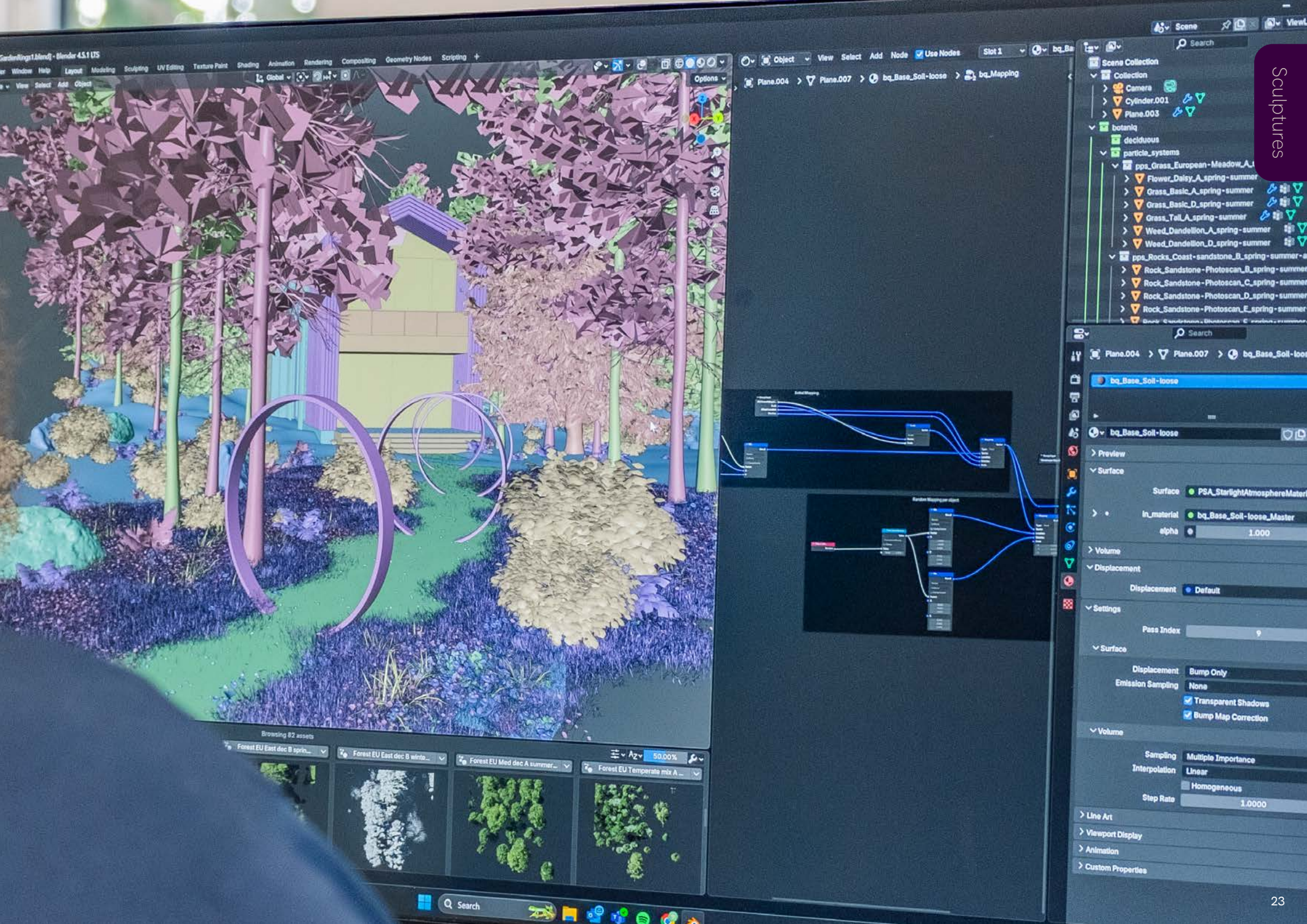




Custom Sculptures

We hope we have inspired you with some of our Sculptures collection and if you have your own design, we can take sculpture commissions that turn your ideas into lasting works of art. Crafted in Britain from powder-coated, stainless, or corten steel, each piece is uniquely yours - designed to suit your vision and space.

For further information on our bespoke service, visit [page 96](#).



Sculptures

- Scene Collection
- Collection
- Camera
- Cylinder.001
- Plane.003
- botanlq
- deciduous
- particle_systems
- ppa_Grass_European-Meadow_A
- Flower_Daisy_A_spring-summer
- Grass_Basic_A_spring-summer
- Grass_Basic_D_spring-summer
- Grass_Tall_A_spring-summer
- Weed_Dandelion_A_spring-summer
- Weed_Dandelion_D_spring-summer
- ppa_Rocks_Coast-sandstone_B_spring-summer-s
- Rock_Sandstone-Photoscan_B_spring-summer
- Rock_Sandstone-Photoscan_C_spring-summer
- Rock_Sandstone-Photoscan_D_spring-summer
- Rock_Sandstone-Photoscan_E_spring-summer
- Daily_Chaletkabin-BHutstueben-C-fernbau-summer

Plane.004 > Plane.007 > bq_Base_Soil-loose

bq_Base_Soil-loose

Preview

Surface

- Surface: PSA_StarlightAtmosphereMaterial
- In_material: bq_Base_Soil-loose_Master
- alpha: 1.000

Volume

- Displacement: Default

Settings

- Pass Index: 9

Surface

- Displacement: Bump Only
- Emission Sampling: None
- Transparent Shadows:
- Bump Map Correction:

Volume

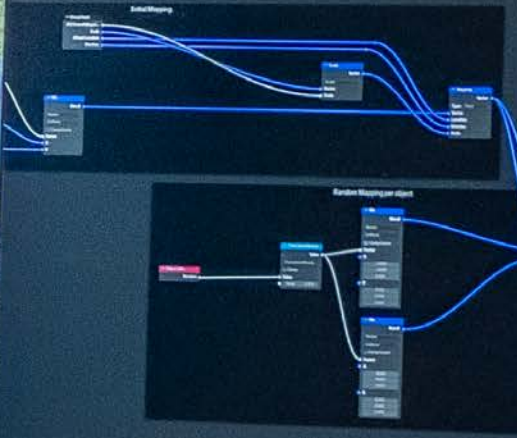
- Sampling: Multiple Importance
- Interpolation: Linear
- Homogeneous:
- Step Rate: 1.0000

Line Art

Viewport Display


Animation

Custom Properties



Planters

Contemporary Profiles • Built to Endure



Bring your vision to life - commission your bespoke planters today.

Introduce form, structure, and statement planting with Talasey's range of planters. Although more to choose from, the following pages offer a selection of our ready made creations. Alternatively let us create you a bespoke made planter, with premium grade precision cut (2-3mm) steel tailored to perfectly complement your garden vision.

Choose your finish:

Corten Steel*

Develops a natural rust patina over time
Blends beautifully with timber, stone and planting
No maintenance required, just character that evolves

Powder-coated steel

UV and weather-resistant finish
Supplied as standard in matt (see page 100 for Ral colour chart)
Satin and gloss options available

**For details on our full bespoke service including the craftsmanship,
materials, finishes and how to order, refer to page 104.**

** See page 101 for details on corten and how it weathers.*





Sienna

Sienna planters pair clean architectural lines with subtle elevation, bringing structure and style to gardens, terraces, and public spaces. Can be ordered with or without the base.

Key Features:

- | Cube and trough forms in corten or powder-coated steel
- | Double-fold rim for crisp detail and added strength
- | Larger sizes feature thicker steel and reinforced construction
- | Optional 40mm or 90mm castors for mobility

Standard Sizes*

Width (mm)	Depth (mm)	Height (mm)	Steel Thickness
300	300	300	2mm
400	400	400	2mm
500	500	500	2mm
600	600	600	3mm
800	400	400	3mm
1000	400	400	3mm
1000	500	500	3mm
1200	400	400	3mm
1200	500	500	3mm

*Standard sizes available from stock.
Fully customisable size options are also available, see our bespoke section on page 96 for more information.





Orta

Orta's rounded silhouette introduces balance and flow to structured spaces, and create beautiful focal points. Can be ordered with or without the base.

Standard Sizes*

<i>Diameter (mm)</i>	<i>Height (mm)</i>
600	500
750	500
950	500



Linea

The Linea is our bespoke L-shaped planter; designed for corners, framing and perimeter planting with impact. Can be ordered with or without the base.

Standard Sizes*

<i>Length 1 (mm)</i>	<i>Length 2 (mm)</i>	<i>Width (mm)</i>	<i>Height (mm)</i>
600	600	500	500
900	900	500	500

*Orta and Linea are made to order and are also available in bespoke sizing and finishes, see page 96 for details.



Bespoke Planters

To take your planting to the next level, we can create bespoke planters that bring your vision to life. Handcrafted in Britain, each piece is uniquely yours - designed to suit your style, space, and planting needs.

For further information on our bespoke service, visit [page 96](#).



Screens & Wall Art

Elegant Sections • Bold Backdrops



From concept to reality - let us create the perfect screen to finish your landscape.

With our extensive collection of premium laser-cut metal screens and wall art, finding the perfect piece might feel overwhelming. If nothing feels quite right, there are more in the collection, or simply share your vision with us, as our on-site craftsman will bring your design to life and create a bespoke piece(s) tailored just for you.

Bring bold detail to walls, fences and pergolas or create sections and private spaces within outdoor areas, with our wall mounted and free standing decorative screens.

For details on our full bespoke service including the craftsmanship, materials, finishes and how to order, refer to page 104.



Art Deco Fan



Deco Radiance



Moroccan Star



Sizes Available:

900 x 1800mm

600 x 1800mm


300 x 1800mm



Abstract Branches



Baroque Emblem



Baroque Scroll



Sizes Available:

900 x 1800mm

600 x 1800mm


300 x 1800mm




Leaf Cluster



Palm Frond



Petal Burst



Sizes Available:

900 x 1800mm

600 x 1800mm

300 x 1800mm



Dahlia



Gothic Dahlia



Clematis Drift



Sizes Available:

900 x 1800mm

600 x 1800mm

300 x 1800mm




Cube Illusion



Zebra Stripe



Organic Tree



Sizes Available:

900 x 1800mm

600 x 1800mm

300 x 1800mm

Wild Cherry



Wild Cherry
Sizes Available:
900 x 1800mm
600 x 1800mm
300 x 1800mm

Celtic Weave



Celtic Weave
Sizes Available:
900 x 1800mm
491 x 1800mm

Dogwood Loop




Dogwood Loop
Sizes Available:
900 x 1800mm
479 x 1800mm



Personalised Screens & Wall Art

Available in custom sizes, designs, logos and colours, our screens are designed to enhance fencing, façades and outdoor features. If you can imagine it, whether sketched, drawn or designed - we can cut it, bringing your vision to life with precision and style.

For further information on our bespoke service, visit [page 96](#).



Fire Pits

Warmth ▪ Ambience ▪ Character



Play with the elements and allow us to create a fire pit only for you, to suit your design.

From classic off-the-shelf stone to custom-made designs with elegant metal surrounds, our fire pits offer the perfect way to transform your garden into a welcoming, all year round retreat.

Key Features:

Simple to assemble kits

Durable natural stone in Lakeland or Promenade*

Fire pit inserts, designed to reduce smoke are available

Optional heat deflectors to expand warmth radius

Beyond our natural stone fire pit kits, we bring your ideas to life with bespoke metal fire pits, custom crafted to your design and forged to ignite lasting warmth and atmosphere. See one of our existing metal commissions on page 53.

For details on our full bespoke service including the craftsmanship, materials, finishes and how to order, refer to page 104.

** Due to the natural variation of stone, each piece is unique. Brochure images are indicative only - please check materials on delivery to ensure they meet your expectations.*



Fire Pits

A ready-to-build fire pit kit crafted from hand-cut stone. Enhance your fire pit by adding in accessories such as our smoke reduction insert and heat deflector.



Our circular fire pits offer the rustic charm of hand cut and chiselled natural stone, combining texture, organic colour palettes and geometry for a timeless look.

Key Features:

- | Available in Promenade (as shown left) or Lakeland
- | 927mm internal diameter / 1454mm external diameter
- | 430mm high

Accessories



Smokeless Insert

Designed to sit neatly within our stone fire pits or used standalone, this steel fire insert delivers a powerful burn with reduced smoke output for a cleaner experience.

Key Features:

- | Double-walled steel construction
- | Reduced-smoke airflow design

Heat Deflector

Designed to capture and redirect heat outwards, it significantly increases comfort by expanding the warmth radius.

Key Features:

- | Deflects heat laterally for greater comfort
- | Precision-angled cone design

Edging

Simple Precision • Define Every Line



Steel Edging in Corten

No two landscapes are the same - why should your edging be? Request a custom design.

Talasey redefines the boundaries of design with a sophisticated range of ready-to-install edging systems, complemented by the option to commission bespoke solutions tailored precisely to your landscape vision.

Key Features:

- Modular click-lock installation (aluminium system)
- Lightweight and heavy-duty options
- Range of profiles, heights, and finishes
- Low maintenance, corten* and rust-resistant materials
- Can be bent round corners or shaped to form curves

For details on our full bespoke service including the craftsmanship, materials, finishes and how to order, refer to page 104.

* See page 101 for details on corten and how it weathers.





Aluminium Straight Edge

Straight Edge is the perfect choice for edging lawns, borders, flower beds and pathways giving a neat garden appearance with perfect straight lines, crisp corners, gentle curves and shapes.

Key Features:

- Lightweight and easy to handle
- Tough, bonded anodised surface
- Naturally rust-proof and corrosion-resistant for up to 30 years

- Safe with rounded tops and no sharp edges
- Flexible for curves or straight lines
- Available in natural, green, brown and black



Aluminium Edge Restraints

Edge Restraints are a heavy-duty, mill finish, aluminium 'L' section, extruded from durable 6005A-T6 alloy for strength, stability, and fast installation.

Available in flexible or non-flexible versions and a range of depths, it delivers clean, long-lasting edge control where strength, versatility, and efficiency matter most. It is fixed in place using accompanying edge restraint fixing pins.

Key Features

- Create any shape or design with the flexible option

- For straight line precision, the non-flexible allows straight lines and sharp right-angles

- Available in heights from 18mm to 150mm

- Suitable for use with hot asphalt surface finishing up to 180°C

- Perfect for resin bound aggregate applications and as retaining edge on driveways and paths



Steel Edging

3mm or 6mm Steel with a powder-coated finish, stainless or corten steel finish, as well as fully bespoke options.

Designed for speed and simplicity, this edging creates sleek, professional boundaries for lawns, paths, and beds.

Key Features:

- Pre-formed 3m lengths for quick installation
- Connection plates and pins included
- Joint and corner kits available

- Flexible for curves and angles with no need for specialist tools
- Lightweight and robust
- Bespoke options available





Stainless Steel Paving Edgings and Inlays

Stainless Steel Paving Edgings create a decorative profile for the edge of 18-20mm porcelain and stone paving, ideal for creating a clean contemporary finish on raised patio areas, steps, swimming pools and borders.

Key Features:

- External use decorative profile
- Made from 316 grade Stainless Steel
- Internal and external corners available

- Protect paving edges from chips and impact damage.
- 2.45m straight lengths





Customised Edging

We offer fully bespoke edging, allowing you to choose the length, depth, thickness, and finish to suit your project. Whether you want sweeping curves, precise geometric layouts, or unique profiles, our edging can be made to match your vision perfectly.

For further information on our bespoke service, visit [page 96](#).



Decorative Drainage

Design Led • Functionality



The devil is in the detail, so allow us to craft your bespoke drainage solutions, to deliver the perfect design-driven finishing touch.

At Talasey, we bring beauty to functionality with our elegantly designed off-the-shelf drainage systems. Not happy with your current drainage grates? Allow our skilled team to give your drainage a new lease of life with our bespoke retrofit grate solutions. Based on your design or vision, we can produce grates to fit most manufactured drainage channels.

For details on our full bespoke service including the craftsmanship, materials, finishes and how to order, refer to page 104.





Checker Board Swirl Grate

Decorative Grates

Transform your drainage system into a design feature with Talasey's decorative grates.

Key Features:


- | Designed for Talasey Drainage Channel Drains and Catch Basins
- | Heel-proof designs
- | Stylish motifs and colour choices
- | Quick-fit and easy to maintain




Slotted Grate - Grey 914 x 70mm



Slotted Grate - Buff 914 x 70mm



Fallen Ash Grate - Grey 914 x 78mm



Fallen Ash Grate - Black 914 x 78mm



Fallen Ash Grate - Cast Iron 305 x 70mm*

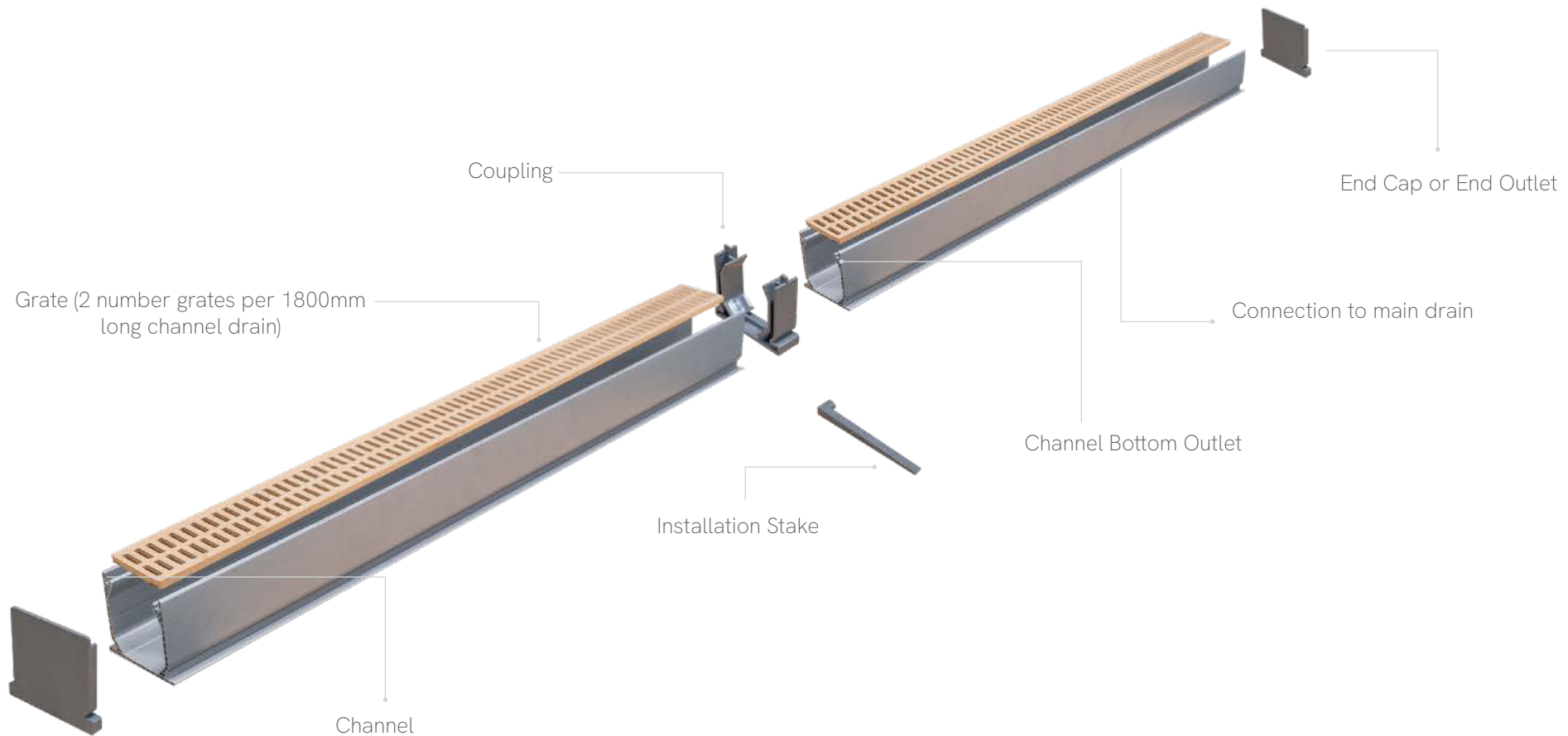
*x6 per 1800mm. Please note, this will rust to a Corten effect.




Checker Board Swirl Grate - Grey 914 x 78mm

Channel Drains

Within Talasey's channel drainage system, each component works seamlessly together for quick-fit installation, secure pipework connections, and sleek visual integration with hard landscaping schemes. Compatible with all Talasey decorative grates and tested to meet A15 and B125 load classes, it's a robust, modular solution for effective water control in pedestrian and light vehicular areas.





Checker Board Grate


Catch Basins Grates

Create attractive features out of catch basins, with our modern and stylish grates.


Key Features:

- | Heel-proof designs
- | Lightweight
- | Stylish motifs and colour choices
- | Quick-fit and easy to maintain

Slotted Grates



Grey
305 x
305mm



Buff
305 x
305mm

Fallen Ash Grates



Grey
305 x
305mm



Black
305 x
305mm



Cast Iron
305 x
305mm

Checker Board Grates



Grey
305 x
305mm



Black
305 x
305mm



Catch Basins

Talasey's drainage catch basins are ideal for areas where channel drains aren't suitable or additional water collection is required.

Key Features:

- Dual outlet positions for versatile layouts
- Works with square decorative grates

- Robust design, quick fit with EN1401 pipework
- Easy to Install



Bespoke Decorative Drainage

For that detailed finishing touch, Talasey offers custom drainage grates, expertly formed on site. Whether you're looking to upgrade or personalise existing grates, we can create a bespoke solution that adds an exquisite, detailed finish to your project.

For further information on our bespoke service, visit [page 96](#).



Decorative Drainage

Pergolas

Shade • Structure • Statement



Bring form and function to outdoor spaces with Talasey's premium aluminium pergolas. Built for all year round use, they combine modern design with fast installation, offering shelter, height and stand out appeal.



Origin

Our Origin Pergolas deliver high performance and clean design, with manually operated adjustable louvres for full shade control. With optional fixed privacy side-wall panels or wind screens, Origin helps form and extend outdoor entertaining spaces.



Origin 4m x 3m free standing pergola with vertical privacy side wall panels

Key Features:

- Manual louvre roof for flexible airflow and shade
- Powder-coated aluminium in Anthracite Grey

- Optional remote controlled heating and LED lighting upgrade
- Integrated drainage, including area for additional discreet wiring

	3 x 3m	4 x 3m
Free Standing		
Wall Mounted		



Origin 3m x 3m free standing pergola

Prestige

Elevate your outdoor space with our Prestige Pergola, offering motorised louvres and LED lighting as standard. Create a perfect relaxing outdoor space with optional fixed privacy side wall panels or wind screens.



Prestige 3m x 3m free standing pergola

Key Features:

- Motorised louvre roof for flexible airflow and shade
- Powder-coated aluminium in Anthracite Grey

- Built-in LED lighting
- Integrated drainage, including area for additional discreet wiring

	3 x 3m	4 x 3m	6 x 4m
Free Standing			
Wall Mounted			



Prestige 3m x 3m free standing pergola

Pergola Accessories

Every pergola becomes even more versatile with our accessory range - from lighting and heating to wind and privacy screens.



Origin 3m x 3m wall mounted pergola with manual wind screen

Manual Wind Screens

Discreet, durable, and easy to use, our manual pull-down screens offer extra privacy and shelter without interrupting your pergola's clean lines. Choose single or multi-sided set-ups to suit garden or hot tub zones. Designed to work with both the Origin and Prestige models.

Key Features:

- Blocks up to 95% of wind and glare
- UV-stable mesh allows light and airflow
- Pull-down operation with smooth-glide track
- Discreet housing in anthracite finish



Scan here to find out more information on manual wind screens.



Origin 4m x 3m free standing pergola with motorised wind screens

Motorised Wind Screens

Choose comfort and convenience with our remote-operated vertical screens. Ideal for weather-exposed areas or luxury garden lounges. Designed to work with both the Origin and Prestige models.

Key Features:

- Motorised, remote-controlled operation
- Wind-tensioned fabric resists billowing
- Compact housing with concealed cabling
- Available in matching anthracite finish



Scan here to find out more information on motorised wind screens.



Prestige 4m x 3m wall mounted pergola with horizontal fixed privacy side wall panels

Fixed Privacy Side Wall Panels

Add architectural presence and a semi-private feel with our durable aluminium side panels. Choose between horizontal or vertical slat styles. Designed to work with both Origin and Prestige models.

Key Features:

- Strong, powder-coated aluminium in Anthracite Grey
- Creates a more enclosed and cosier feel
- Horizontal and vertical style available



Scan here to find out more about calculating required materials.



Origin 3m x 3m wall mounted pergola with LED lighting kit

LED Lighting Kits

Add warmth, atmosphere, and visual impact with premium LED strip lighting – designed to slot seamlessly into the pergola frame.

Key Features:

- | Ambient strip lighting for evening use
- | Warm white colour
- | Cables concealed in-beam for a clean finish
- | Plug and play remote kit required, includes dimming functionality

Heating

Extend the season with slimline, fast-heating infrared warmth. Ideal for patios, hot tubs, or late-night dining.

Key Features:

- | Discreet 3kW linear infrared heater
- | Wall or beam-mountable

Lighting

Light the Mood • Elevate the Space



Lighting not only enhances safety and ambience in your outdoor living space - it also delivers a striking finishing touch that leaves a lasting impression, so why not indulge in our range of lighting 'Dellaora' to light up your design.

The range includes:

Path Lights	Drive Over Lights
Ground Lights	Wall Lights
Spotlights	Deck Lights

Key Features:

- Low-voltage, plug and play system
- Safe for DIY or professional install
- Warm white or RGBW colour-changing LEDs
- IP-rated for outdoor durability
- Stylish fittings for every space
- Smart control options available
- Energy-efficient LED technology

For more details visit www.talasey.co.uk







Bespoke Service

Tailored to Your Vision • Built to Fit



For when standard just won't do.

Talasey's bespoke service allows you to customise and tailor make your own Sculptures, Screens, Planters, Steel Edgings and Drainage Grates to suit the exact needs of your project. All manufactured in Britain.

Why Choose Bespoke?

- Powder-coated in any colour of your choice
- Saves time on site with fewer adjustments
- Enhances visual and structural impact
- Allows for client branding, logos or pattern customisation
- Compatible across residential, commercial and public realm projects
- Manufactured using high-quality, weather-resistant materials

Your Finish, Your Way.

- All bespoke products can be supplied in your chosen finish:
 - Corten steel for a natural, weathered patina
 - Powder-coated steel in a range of RAL colours
 - A wider range of matt colours
 - Satin, gloss or other colour effects
- Stainless steel also available for sculptures and edgings

Whether it's sculptural edgings, custom porcelain fabrication, or unique detailing, our on site team ensures each piece is created with precision, care, and character. Commissioning a bespoke product is simple: share your ideas with us, and our expert team will guide you through design, materials, and finishes to create something that is unmistakably yours. From concept to completion, we transform imagination into enduring craftsmanship - delivering one-of-a-kind solutions that elevate your outdoor spaces beyond the ordinary.

The bespoke service also includes custom porcelain fabrication, bull nosing and edging, see page 104 for how to order.



RAL Colour Options

Every Talasey planter, screen, sculpture or steel edge can be powder-coated in your choice of standard RAL colour from the choice below - or specified in a custom shade to suit your scheme exactly using our bespoke service. All powder coatings are bonded to the steel for long-lasting protection and colour stability, with finishes available in matt as standard, and satin or gloss as a customised option.



Please note: The RAL colours shown here are for reference only. Printed and digital versions will vary depending on screen settings, lighting, and print processes. For an accurate match, always refer to an official RAL K5 or K7 colour chart.

Corten Steel

Corten steel isn't just a material, it's a process. Known for its evolving, rust-like appearance, corten weathers naturally when exposed to the elements, forming a rich patina that protects the surface beneath.


Unlike powder-coated finishes, corten products are not supplied pre-weathered. The patina develops gradually after installation and can take between 6 to 24 months to stabilise, depending on location, exposure, and climate.

As shown in the images, the transition begins with a brighter orange surface, deepening into rich, earthy tones as the metal oxidises. This maturing layer becomes the steel's natural defence, creating a sealed surface that resists further corrosion.

No two pieces weather identically - that's part of corten's enduring charm. Whether you're specifying planters, sculptures, screens, or edging, the result is always a one-of-a-kind finish, crafted by nature over time.



Month One



Month Two




Month Three

Please note: On lighter surfaces, corten may cause staining. We recommend Pavetuf Rust Remover for effective treatment.



Bespoke Porcelain Cutting



Mitred Steps



Bespoke Porcelain Cutting & Corten Inlay

Porcelain Fabrication

Personalise porcelain paving with our extensive fabrication services.

Available Services:

- Bespoke cutting: Bringing intricate designs to life
- Etching and engraving: Adding personal class and meaning
- Bullnosing: In a range of styles for steps, wall copings and pool sides
- Hole cutting: To accommodate lighting
- Preformed steps: Perfect to match porcelain paved areas, with bullnosing option
- Accessory pieces: steps, swimming pool and wall copings



Bullnose Edging

Bullnose and Edging Options

We can edge process and bespoke cut individual pieces of paving in any of our porcelain ranges, to complement your project. There are a wide variety of options available including:

-  Bullnose and Drip
-  Pencil Round
-  Half Bullnose
-  Chamfered
-  Splay
-  Sharknose

How to Order Bespoke Products

One

Send us your idea.

Sketch, reference photo or CAD drawing.
Email: ft@talasey.co.uk

Three

Get a quote.

We will confirm price and lead time.

Five

Made and delivered.

Delivery times are subject to demand at the time of the order

Two

Tell us the basics.

See the table below for what to specify by product.

Four

Approve and pay.

We start manufacture once payment is received.

All bespoke items are made to order and non-returnable.

At Talasey, we believe every landscape tells its own story - and bespoke design is where your vision truly comes to life.

Commissioning a bespoke product is simple: share your ideas with us, and our expert team will guide you through design, materials, and finishes to create something that is unmistakably yours.

Category	Specify
Planters	Shape, size, finish (corten, powder-coated steel), drainage, base (bar feet or castors), logo
Screens & Wall Art	Size, pattern, backing, frame, colour, logos, finish (corten, powder-coated aluminium or steel) Wall mounted or free standing.
Sculptures	Design, size, shape, finish (corten, powder-coated steel or stainless), install location & method, logos
Edging	Length, height, thickness, finish (corten, stainless, powder-coated)
Fire Pits	Size, pattern, finish / material
Decorative Drainage	Size, length, pattern, finish, name of original drainage installed if known





Terms & Conditions

For details please refer to our standard T&Cs at www.talasey.co.uk

Images

All images included in this brochure are copyright of Talasey Ltd. Unauthorised reproduction of any image(s) is forbidden unless prior permission has been granted by Talasey Ltd. Information is considered accurate at the time of going to print and Talasey Ltd cannot be held responsible for any errors or omissions.

Photographs have been used as a guide to product identification only and may not be accurate in detail or colour and there may be some colour variations between photographs, compared to the actual product. In the interest of product improvements, we reserve the right to change colours, design and specifications without prior notice. Copyright 2026.



TALASEY

LANDSCAPING SOLUTIONS

Talasey Ltd
St Vincent House,
Normanby Rd, Scunthorpe
DN15 8QT

Tel 0330 333 8030
Email ft@talasey.co.uk
www.talasey.co.uk

Follow us on social media for inspiration
and for the latest product announcements.

#InspiringOutdoorSpaces

